

PRODUCT CODE 5487

WoodTech Aquadur 2K Parquet for Interior

Asian Paints WoodTech Aquadur 2K Parquet for Interiors is a water based Polyurethane clear coating, which offers excellent smooth finish and good hardness.



WATER BASED

PRODUCT BENEFITS

Easy Application

WoodTech Aquadur 2K Parquet can be applied with a brush and roller, making it far easier to apply than conventional PU, which is always spray painted.

Hardness

WoodTech Aquadur 2K Parquet has the good film hardness, making this product very durable.

Low VOC and Odour

WoodTech Aquadur 2K Parquet surpasses European standards for low VOC and is virtually odourless, making it a green product in the complete sense.

Quick Drying

Complete painting your furniture twice as fast with WoodTech Aquadur 2K Parquet as compared to conventional PU.

PRODUCT FEATURES

DURABILITY



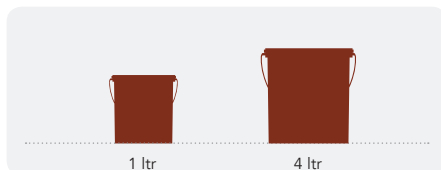
BEST IN CLASS

✓ HIGH

MEDIUM

LOW

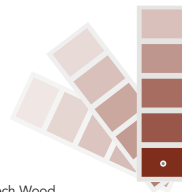
AVAILABLE PACKS



WoodTech Aquadur 2K Parquet Kit (5487) - 1 Ltr & 4 Ltrs.

COLOURS AVAILABLE

Clear*



Range of 9 attractive Translucent WoodTech Wood Stains for Interiors & 6 Attractive WoodTech Wood Stains for Exteriors available to add/change colour.

FINISH



MATT SOFT SHEEN RICH SHEEN HIGH GLOSS

✓ SMOOTH

Refer to sheen levels in technical details

COVERAGE



1 COAT

8 - 9 sq. mtrs/ltr/coat**

On smooth sanded wooden surface by Spraying


11 - 12 sq. mtrs/ltr/coat**

On smooth sanded wooden surface by Brushing and Rolling

**Actual coverage may vary from the quoted coverage due to factors such as method and condition of application and surface roughness and porosity.

HOW TO APPLY

PRE PAINTING STEPS




SANDING: Sand the wooden surface along the grains using sand paper no. 180, and then 320 or 400. Wipe surface to clean off loose dust particles.

INSULATING: (Optional) Apply 1-2 coats of WoodTech Epoxy Insulator to insulate from oil & resin from the wood, also it reduces absorption of a paint material on Veneer.



DENT FILLING: If the surface has dents, apply WoodTech Filler with a putty knife over the dented area.

STAINING: To colour, apply WoodTech Wood Stains Interiors or WoodTech Wood Stains Exteriors by ragging or spraying. Allow to dry for 30 to 120 minutes.



PAINT APPLICATION PROCESS

APPLICATION	CODE	THINNER	MIXING RATIO OF BASE: HARDENER (BY VOL.)	THINNER DILUTION % (BY VOL.)	APPLICATION VISCOSITY	RECOATING PERIOD
STEP 1 ASIAN PAINTS WOODTECH AQUADUR 2K PARQUET FIRST COAT SPRAY	5487	WATER	95 : 05	SPRAY 5 - 10	SPRAY 25 - 30 SECS	16 HOURS
STEP 2 SANDING SAND THE SURFACE WITH SAND PAPER 320 OR 400 AND WIPE CLEAN						
STEP 3 ASIAN PAINTS WOODTECH AQUADUR 2K PARQUET SECOND COAT SPRAY	5487	WATER	95 : 05	SPRAY 5 - 10	SPRAY 25 - 30 SECS	5 HOURS
STEP 4 SANDING SAND THE SURFACE WITH SAND PAPER 320 OR 400 AND WIPE CLEAN (APPLY THIRD COAT IF REQUIRED BEFORE TOP COAT APPLICATION, SAND WITH SAND PAPER NO. 320 / 400 AND WIPE CLEAN)						
STEP 5 ASIAN PAINTS WOODTECH AQUADUR 2K PARQUET THIRD COAT	5487	WATER	95 : 05	SPRAY 5 - 10	SPRAY 25 - 30 SECS	5 HOURS
APPLY FOURTH COAT, IF REQUIRED, SAND WITH SAND PAPER NO. 320 / 400 AND WIPE CLEAN						

- Use of WoodTech Aquadur 2K Parquet as a Basecoat for Interiors only. Do not use any other product/ material for sealing purpose.
- There is 20 minutes of maturation time required.
- Allow it to dry for 72 hours before using the floor. After 72 hours floor can be normally used. Allow it to cure for 7 days for regular use.
- Depending on usage, floor has to be maintained by applying

- Aquadur 2K Parquet after 6 months. Minimum 2 Coats depending on abrasion.
- WoodTech Wood Stains should not be mixed with WoodTech Aquadur 2K Parquet.
- WoodTech Aquadur 2K Parquet must not be polluted with oil, varnish or the like and must not be sanded with steel wool between coats.
- If the coating gets physically damaged (cuts and dents) due

- to impact of sharp objects or any other means, after application or in normal usage, then the damaged surface must be repaired by application of fresh coats of WoodTech Aquadur 2K Parquet on the specific area.
- Recoat period is quoted for 30°C and 75% relative humidity, these may vary under different conditions.
- Spraying air pressure 2.2 to 2.8 Kgs/sq. cm.
- Viscosity as measured through a Ford cup B4 at 30°C.


HOW TO CHOOSE COLOURS

Browse through Asian Paints colour tools to help you find the right colour combination

WOODTECH WOODSTAIN FOR INTERIOR FANDECK



WOODTECH WOOD STAIN SHADE CARD



WOODTECH CLEAR FOLDER



WOODTECH AQUADUR WOOD STAIN SHADE CARD



The final shade will vary on the basis of the color of the veneer, no of coats applied and dilution of the wood stains.

ADDITIONAL INFORMATION

VOC CONTENT



LOW VOC CONTENT

Asian Paints WoodTech Aquadur 2K Parquet meets the LEEDS VOC criteria as per Indian Green Building Council version 1.0.

POST PAINTING CARE

For removing stains on tiles and metal surfaces, apply NC Thinner on the surface and wipe clean.

If stains are difficult to remove, scraping can be done after applying NC thinner on the stained area.

Precautions need to be taken while spraying / brushing, like masking of adjoining areas with suitable material, as the stains may be difficult to remove if present on wood or coated wooden and wall surfaces.

TECHNICAL DETAILS

a. Drying Time: Touch to Dry 60 minutes,

Tack Free time 2 hours

b. Flash point: Not applicable

c. Stability of thinned paint: To be used within 24 hours

d. Shelf Life: 12 months from date of manufacture in original tightly closed container away from direct sunlight and extensive heat

PRECAUTIONS

- > For optimum performance, Asian Paints WoodTech Aquadur 2K Parquet must be applied at a temperature between 20°C and 40°C and humidity not above 75%.
- > Do not over-thin and mix according to recommended ratios.
- > Stir well and strain before use.

SAFETY FEATURES

- > Kindly refer to the MSDS for WoodTech Aquadur 2K Parquet Interior Basecoat and Matt, which gives detailed information on safety measures while handling the paint.
- > Store the product at ambient conditions in well ventilated locations and away from source of ignition and fire.
- > Use protective equipment like rubber/polyurethane gloves, safety goggles/glasses, face mask while handling the paint.
- > Avoid eye and skin contact. In both cases wash with soap and plenty of water. Get medical attention if irritation develops or persists.
- > Do not inhale or ingest. In case of inhalation move to fresh air and seek medical attention if symptoms persist in both cases.
- > Dispose in land filling. Do not dispose in any drain.
- > No added Lead, Mercury or Chromium compounds.