

PRODUCT CODE 1023, 1025

WoodTech PU Palette Exterior

Asian Paints WoodTech PU Palette Exterior is an acrylic based clear coating, which offers excellent weather resistance, light-fastness and UV protection.

PRODUCT BENEFITS

Over 115 Shades

Available in more than 115 shades, including 30 metallic shades and 20 translucent shades.

Exterior Durability

WoodTech PU Palette Exterior has UV Guards, which make the product excellent for exteriors, also has high film flexibility, which makes the product resist cracking even on curved surfaces.

Superior Resistance

WoodTech PU Palette Exterior has good scratch, stain and heat resistance.



SOLVENT BASED

PRODUCT FEATURES

DURABILITY



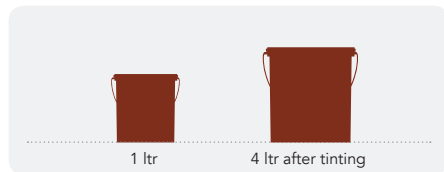
BEST IN CLASS

✓ HIGH

MEDIUM

LOW

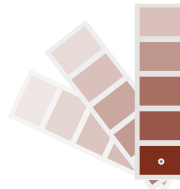
AVAILABLE PACKS



WoodTech PU Palette Exterior Glossy (1023)- 1 Ltrs & 4 Ltrs.
WoodTech PU Palette Primer Surfacer (1025)- 1 Ltrs & 4 Ltrs.

COLOURS AVAILABLE

As per Shade Card



FINISH



COVERAGE

1 COAT


8 - 9 sq. mtrs./ltr/coat**

On smooth sanded wooden surface by Spraying

**Actual coverage may vary from the quoted coverage due to factors such as method and condition of application and surface roughness and porosity.

HOW TO APPLY

PRE PAINTING STEPS



SANDING: Sand the wooden surface along the grains using sand paper no. 180, and then 320 or 400. Wipe surface to clean off loose dust particles.



INSULATING: (Optional) Apply 1-2 coats of WoodTech Epoxy Insulator to Insulate from Oil & resin from the wood, also it reduces absorption of a paint material on Plywood & MDF.



DENT FILLING: If the surface has dents, apply WoodTech Filler with a putty knife over the dented area.

PAINT APPLICATION PROCESS

APPLICATION	CODE	MIXING RATIO BASE:HARDENER	THINNER	DILUTION %	APPLICATION VISCOSITY	RECOATING PERIOD
STEP 1 WOODTECH PU PALETTE EXTERIOR PRIMER SURFACER WHITE FIRST COAT/SPRAY	1025	90:10	PU THINNER (1532/5442)	SPRAY 25 - 30	SPRAY 17 - 21 SECS	4 - 5 HOURS
STEP 2 SANDING SAND THE SURFACE WITH SAND PAPER 320 OR 400 AND WIPE CLEAN						
STEP 3 WOODTECH PU PALETTE PRIMER EXTERIOR SURFACER WHITE SECOND COAT/SPRAY	1025	90:10	PU THINNER (1532/5442)	SPRAY 25 - 30	SPRAY 17 - 21 SECS	4 - 5 HOURS
STEP 4 SANDING SAND THE SURFACE WITH SAND PAPER 320 OR 400 AND WIPE CLEAN (APPLY THIRD COAT IF REQUIRED AFTER SANDING WITH SAND PAPER NO. 320 / 400 AND WIPE CLEAN)						
STEP 5 WOODTECH PU PALETTE EXTERIOR (SHADE) FIRST COAT/SPRAY	1023	80:20	PU THINNER (1532/5442)	SPRAY 25 - 30	SPRAY 17 - 21 SECS	12 - 14 HOURS
STEP 6 SANDING SAND THE SURFACE WITH SAND PAPER 320 OR 400 AND WIPE CLEAN						
STEP 7 WOODTECH PU PALETTE EXTERIOR (SHADE) SECOND COAT/SPRAY	1023	80:20	PU THINNER (1532/5442)	SPRAY 25 - 30	SPRAY 17 - 21 SECS	12 - 14 HOURS
(APPLY THIRD COAT IF REQUIRED AFTER SANDING WITH SAND PAPER NO. 320 / 400 AND WIPE CLEAN)						

Note: 1. WoodTech PU Palette Exterior should be thoroughly stirred and mixed with the hardener and thinner in the specified mixing ratio.
2. Maturation time is 30 minutes.
3. If the wood is previously coated, remove the coating by scrapping before application of WoodTech PU Palette Exterior as per the above recommended procedure.

4. WoodTech PU Palette Exterior must not be polluted with oil, varnish or the like and must not be sanded with steel wool between coats.
5. If the coating gets physically damaged (cuts and dents) due to impact of sharp objects or any other means, after application or in normal usage, then the damaged surface has to be repaired by application of fresh coats of WoodTech PU Palette Exterior on the specific area.

6. Recoat period is quoted for 30°C and 75% relative humidity, these may vary under different conditions.
7. Spraying air pressure 2.2 to 2.8 Kgs/sq.cm.
8. Viscosity as measured through a Ford cup B4 at 30°C.

HOW TO CHOOSE COLOURS

Browse through Asian Paints colour tools to help you find the right colour combination

WOODTECH PU PALETTE
SHADE CARD



RAL SHADE CARD



WOODTECH PIGMENTED FOLDER



The final shade will vary on the basis of the color of the veneer, no of coats applied and dilution of the wood stains.

ADDITIONAL INFORMATION

POST PAINTING CARE

For removing stains on tiles and metal surfaces, apply NC Thinner on the surface and wipe clean.

If stains are difficult to remove, scrapping can be done after applying NC thinner on the stained area.

Precautions need to be taken while spraying / brushing, like masking of adjoining areas with suitable material, as the stains may be difficult to remove if present on wood or coated wooden and wall surfaces.

TECHNICAL DETAILS

- a. Drying time:** Touch to Dry 25 minutes.
Tack Free time 3 hours max
- b. Gloss levels:** 90% minimum (Glossy) on coated wooden pannel at 60° Gloss Head
- c. Flash point (IS 101/1987, Part 1, Sec 6):** Above 15°C (59°F)
- d. Stability of thinned paint:** To be used within 3 hours
- e. Shelf Life:** 2 year from date of manufacture in original tightly closed container away from direct sunlight and extensive heat

PRECAUTIONS

- > For optimum performance, Asian Paints WoodTech PU Palette Exterior must be applied at a temperature between 20°C and 40°C and humidity not above 75%.
- > Do not over-thin and mix according to recommended ratios.
- > Stir well and strain before use.

SAFETY FEATURES

- > Kindly refer to the MSDS for Asian Paints WoodTech PU Palette Exterior, which gives detailed information on safety measures while handling the paint.
- > Store the product at ambient conditions in well ventilated locations and away from source of ignition and fire.
- > Use protective equipment like rubber/polyurathane gloves, safety goggles/glasses, face mask while handle the paint.
- > Avoid eye and skin contact. In both cases wash with soap and plenty of water. Get medical attention if irritation develops or persists.
- > Do not inhale or ingest. In case of inhalation move to fresh air and seek medical attention if symptoms persist in both cases.
- > Dispose in land filling. Do not dispose in any drain.
- > No added Lead, Mercury or Chromium compounds.