

PRODUCT CODE 0057

## Tractor Emulsion

Asian Paints Tractor Emulsion gives a smooth finish to the wall. It is a smart choice if you have been previously using distemper.



WATER BASED

**LEAD FREE\* GUARANTEE**

\* All Asian Paints products contain no added Lead, Mercury, Arsenic or Chromium from April 2008.

### PRODUCT BENEFITS

#### A Smart Upgrade

Tractor Emulsion is the perfect way to make a smart upgrade from distempers. It offers the finish of plastic paint, at a cost that is not too different from distemper. It gives 1.5 times the coverage of distemper, so you need less material. It also lasts for at least 3 - 4 years, so you don't have to paint that often.

#### Smooth finish

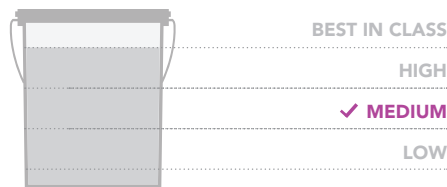
Tractor Emulsion offers your walls a smooth emulsion finish, making it the perfect value for money paint.

#### Colour

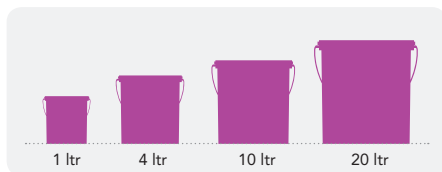
Tractor Emulsion offers a wide range of shades (1600+). So you can choose your favourite colours for your home.

### PRODUCT FEATURES

#### WASHABILITY



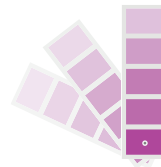
#### AVAILABLE PACKS



Shelf life: 3 years from date of manufacture in original tightly closed containers away from direct sunlight and excessive heat.

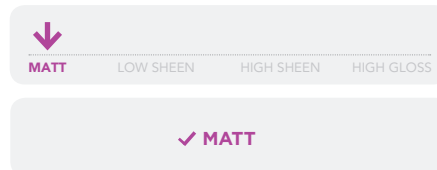
#### COLOURS AVAILABLE

**1600+\***



\*Currently available in more than 1600 shades as per the Asian Paints Colour Spectra.

#### FINISH



#### COVERAGE


On normal masonry surface after brushing



\*\*Actual coverage may vary from the quoted coverage due to factors such as method and condition of application and surface roughness and porosity.

### HOW TO APPLY

#### PRE PAINTING STEPS



**PLASTER** New masonry surfaces must be allowed to cure completely. It is recommended to allow 28 days as the curing time for new masonry surfaces.



**CLEANING** Surface should be free from any loose paint, dust or grease. Growths of fungus, algae or moss should be removed by wire brushing and water. In case of areas having excessive dampness use Asian Paints DampBlock to limit further dampness.



**FILLING FOR CRACKS** For filling cracks upto 3mm use Asian Paints SmartCare Exterior Sealer.



**FILLING FOR HOLES & DENTS** In case of dents and holes use Asian Paints Acrylic Wall Putty or white cement and fine sand in the ratio 1:3

**For interior surfaces or substrates that are subjected to continuous seepage or dampness, kindly use Asian Paints SmartCare Damp Block before the top coat application.**

#### PAINT APPLICATION PROCESS

APPLICATION	CODE	THINNER	DILUTION %	APPLICATION VISCOSITY*	RECOATING PERIOD
STEP 1 SANDING SAND THE SURFACE WITH SAND PAPER 180 AND WIPE CLEAN					
0359	MTO*	BRUSH / ROLLER 8 - 10 SPRAY 15 - 20	BRUSH / ROLLER 30 - 40 SPRAY 20 - 25	6 - 8 HRS	
0360	WATER	80% - 100 %	BRUSH / ROLLER 30 - 40 SPRAY 20 - 25	4 - 6 HRS	
1354	WATER	BASED ON REQUIREMENT	N/A	4 - 6 HRS	
STEP 4 SANDING SAND THE SURFACE WITH SAND PAPER 180 AND WIPE CLEAN					
0359	MTO*	BRUSH / ROLLER 8 - 10 SPRAY 15 - 20	BRUSH / ROLLER 30 - 40 SPRAY 20 - 25	6 - 8 HRS	
0360	WATER	80% - 100 %	BRUSH / ROLLER 30 - 40 SPRAY 20 - 25	4 - 6 HRS	
STEP 6 SANDING SAND THE SURFACE WITH SAND PAPER 180 AND WIPE CLEAN					
0057	WATER	BRUSH / ROLLER 40 - 45 SPRAY 50 - 60	BRUSH / ROLLER 30 - 35 SPRAY 22 - 25	4 HRS	
0057	WATER	BRUSH / ROLLER 40 - 45 SPRAY 50 - 60	BRUSH / ROLLER 30 - 35 SPRAY 22 - 25	4 HRS	

1. As measured through a Ford cup.  
2. Recoat period is quoted for 25°C and 50% Relative Humidity, these may vary under different conditions.  
\* Mineral Turpentine Oil

## HOW TO CHOOSE COLOURS

Browse through Asian Paints colour tools to help you find the right colour combination

COLOUR SPECTRA FAN DECK\*

TRACTOR EMULSION COMBINATION BOOK

TRACTOR WALL FINISHES SHADE CARD



\*These shades are for reference only. Please refer to the Colour Spectra or Colour Palette for correct shade reference

## ADDITIONAL INFORMATION

### POST PAINTING CARE

For the best performance of the paint, ensure proper washing and cleaning of all algal and fungal growth, if any, at regular intervals of six months.

### TECHNICAL DETAILS

- a. **Drying time:** Surface dry time 30 min
- b. **Sheen levels:** 2 - 5 at 60 deg GH
- c. **Flash point IS101/1987 Part 1, Sec 6:** NA
- d. **Stability of thinned paint:** To be used within 24 hours

### PRECAUTIONS

- > Do not apply when ambient temperature is less than 10°C or if the temperature might drop to this level within 4 hrs of application.
- > Do not over-thin or over-extend the brush.
- > Tint using Asian Paints machine colourants only
- > Stir well and strain before use.
- > Tinted paints need thorough shaking immediately after tinter addition as well as before use.

### SAFETY FEATURES

- > Kindly refer to the MSDS for Asian Paints Tractor Emulsion which gives detailed information on safety measures while handling the paint, which is available on request.
- > Store the container with the lid tightly closed in an upright position, in a cool, dry place
- > Keep out of reach of children and away from eatables.
- > May be harmful if swallowed. In case of ingestion seek immediate medical attention.
- > Wear eye protection during application. In case of contact with eyes, rinse immediately with plenty of water and seek medical advice.
- > In case of skin contact immediately wash skin with soap and plenty of water. Get medical attention if irritation develops or persists.
- > Do not breathe vapour or spray. It is recommended to wear suitable nose pad during sanding and surface preparation to avoid dust inhalation.
- > Do not pour leftover paint down the drain or in water courses.
- > In the event of spills, contain spillage using sand or earth.
- > No added Lead, Mercury or Chromium compounds.